



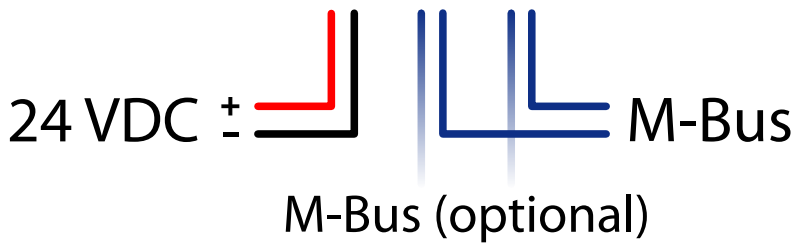

SOLVIMUS

METERING SOLUTIONS

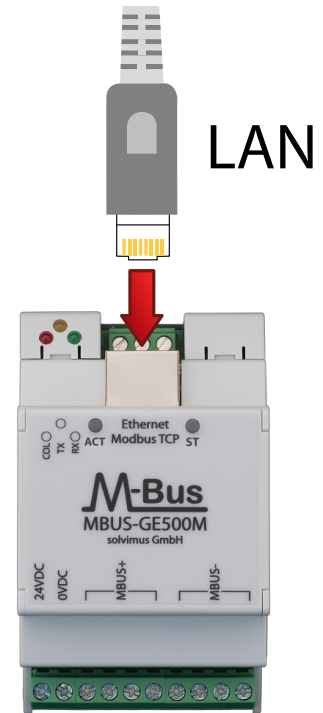
MBUS-GEM

Quick start guide

1.



2.



LAN



3.

<http://192.168.1.101>
User name: admin
Password: admin



IP address: 192.168.1.101
Subnet mask: 255.255.255.0
Gateway: 192.168.1.254

4.



Use our **Netdiscover Tool**.

Download here:

www.solvimus.de/service-center/
under category "SOFTWARE"!

support hotline:
+49 3677 7613065
support@solvimus.de